

PART ORDER COMPATIBILITY VERIFICATION

- SYSTEM DETAIL -

Goal : To ensure that parts delivered by Chromatotec are compatible with your system which will provide optimal performance. Please provide the following system information.

⚠ NB : The order process will not be initiated by Chromatotec if this document is not returned in its completed form. Please send this completed document, with the order to : supportemea@chromatotec.com

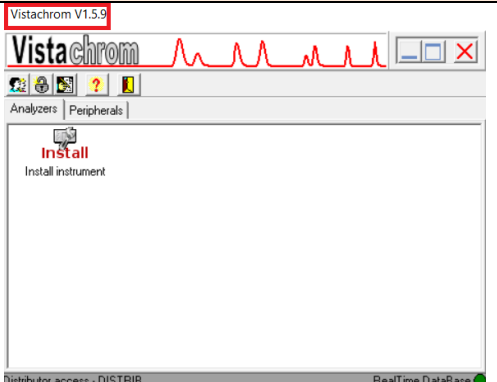
GENERAL INFORMATION

Serial number of the GC relevant to this section : #


- | | | |
|---|--|--------------------------------------|
| <input type="checkbox"/> AirmoBTX | <input type="checkbox"/> ChromaFID | <input type="checkbox"/> TRSMedor |
| <input type="checkbox"/> AirmoVOC C2-C6 | <input type="checkbox"/> ChromaTHC | <input type="checkbox"/> H2SMedor |
| <input type="checkbox"/> AirmoVOC C6+ | <input type="checkbox"/> ChromaS | <input type="checkbox"/> EnergyMedor |
| <input type="checkbox"/> AirTOXIC | <input type="checkbox"/> Other : | |

ELECTRONICS/SOFTWARE

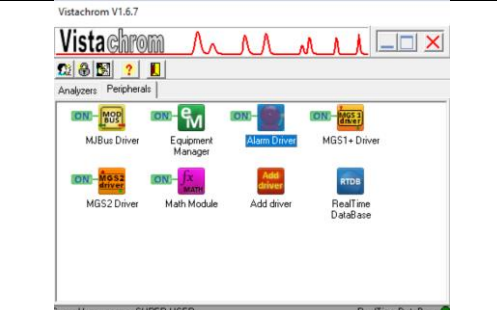
Vistachrom version

	<input type="checkbox"/> V1.47 <input type="checkbox"/> V1.6.7 <input type="checkbox"/> V1.49 <input type="checkbox"/> V1.6.8 <input type="checkbox"/> V1.5.7 <input type="checkbox"/> V1.7.0 <input type="checkbox"/> V1.5.8 <input type="checkbox"/> V1.5.9 <input type="checkbox"/> Other :
---	--

CPU board Eprom version



	<input type="checkbox"/> 6.2 <input type="checkbox"/> 6.6 <input type="checkbox"/> 7.0 <input type="checkbox"/> 7.1 <input type="checkbox"/> Other :
---	--




Drivers




	<input type="checkbox"/> MIBus Driver <input type="checkbox"/> Equipment Manager <input type="checkbox"/> Alarm Driver <input type="checkbox"/> MGS1 + Driver <input type="checkbox"/> MGS2 Driver <input type="checkbox"/> Math Module
--	--

INTERNAL COMPUTER

Internal computer : Yes No

Computer model	Serial number of the computer	
<input type="checkbox"/> MK3 (Running with Windows 7) <input type="checkbox"/> MK4 (Running with Windows 10) <input type="checkbox"/> MK5 (Running with Windows 10) <input type="checkbox"/> MK6 (Running with Windows 10)		GCCPU-.....
<input type="checkbox"/> MK1 (CD-Rom reader on the front panel) <input type="checkbox"/> MK2 (Running with Windows XP)		CHR/ORD/

Computer display		
<input type="checkbox"/> LCD 	<input type="checkbox"/> LED 	<input type="checkbox"/> Touch-screen 

Hard disk type used by the computer		
<input type="checkbox"/> IDE		OBSOLETE – For MK1 and MK2 computer
<input type="checkbox"/> SATA		For MK3 and MK4 computer
<input type="checkbox"/> PCI		For MK5 computer